

# HYDRAULICS & PNEUMATICS

JANUARY TO DECEMBER 2022



## Hydraulics & Pneumatics

THE JOURNAL OF FLUID POWER AND SYSTEMS

Hydraulics & Pneumatics has reported in accordance with ABC's industry-agreed standards for Business Magazines



# 12,532

CIRCULATION  
(AVERAGE PER ISSUE)

For more information:

DFA Media Limited

[info@dfamedia.co.uk](mailto:info@dfamedia.co.uk)

[www.hpmag.co.uk](http://www.hpmag.co.uk)

01732 370340

Issued: 21 Jul 2023

[www.abc.org.uk](http://www.abc.org.uk)

# 100%

CONTROLLED FREE  
Issue distributed 14/12/22

OTHER FREE  
Issue distributed 14/12/22

## PAID

Issue distributed 14/12/22

MEMBERSHIP  
Issue distributed 14/12/22

## 8 PER YEAR

8 ISSUES

## MANUFACTURING

MARKET SECTOR

# HYDRAULICS & PNEUMATICS

JANUARY TO DECEMBER 2022



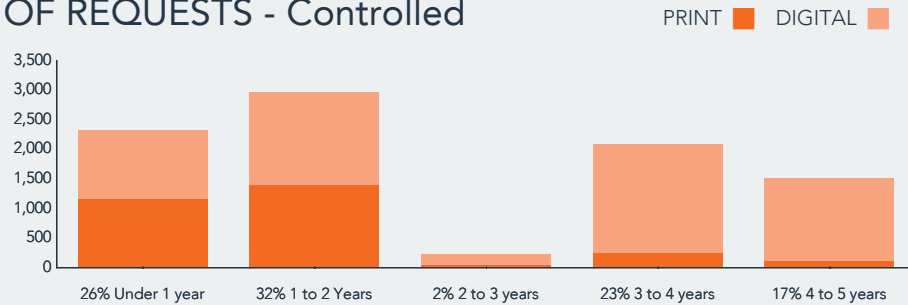
| AUDIT ISSUE ANALYSIS        | TOTAL | UNITED KINGDOM | OTHER COUNTRIES | PRINT | UNITED KINGDOM | OTHER COUNTRIES | DIGITAL | UNITED KINGDOM | OTHER COUNTRIES |
|-----------------------------|-------|----------------|-----------------|-------|----------------|-----------------|---------|----------------|-----------------|
| ISSUE DISTRIBUTED 14/12/22  | 9,107 | 9,107          | -               | 3,000 | 3,000          | -               | 6,107   | 6,107          | -               |
| FREE COPIES                 | 9,107 | 9,107          | -               | 3,000 | 3,000          | -               | 6,107   | 6,107          | -               |
| CONTROLLED FREE             | 9,107 | 9,107          | -               | 3,000 | 3,000          | -               | 6,107   | 6,107          | -               |
| REQUESTED (INDIVIDUAL)      | 9,107 | 9,107          | -               | 3,000 | 3,000          | -               | 6,107   | 6,107          | -               |
| REQUESTED (COLLEAGUE)       | -     | -              | -               | -     | -              | -               | -       | -              | -               |
| NON-REQUESTED (NAME)        | -     | -              | -               | -     | -              | -               | -       | -              | -               |
| NON-REQUESTED (JOB)         | -     | -              | -               | -     | -              | -               | -       | -              | -               |
| OTHER FREE                  | -     | -              | -               | -     | -              | -               | -       | -              | -               |
| FREE REQUESTED DELIVERED    | -     | -              | -               | -     | -              | -               | -       | -              | -               |
| NON-CONTROLLED FREE         | -     | -              | -               | -     | -              | -               | -       | -              | -               |
| MONITORED FREE DISTRIBUTION | -     | -              | -               | -     | -              | -               | -       | -              | -               |
| SAMPLE FREE DISTRIBUTION    | -     | -              | -               | -     | -              | -               | -       | -              | -               |
| MEMBERSHIP COPIES           | -     | -              | -               | -     | -              | -               | -       | -              | -               |
| PAID COPIES                 | -     | -              | -               | -     | -              | -               | -       | -              | -               |
| PAID SUBSCRIPTIONS          | -     | -              | -               | -     | -              | -               | -       | -              | -               |
| INDIVIDUAL                  | -     | -              | -               | -     | -              | -               | -       | -              | -               |
| MULTIPLE COPY               | -     | -              | -               | -     | -              | -               | -       | -              | -               |
| CORPORATE                   | -     | -              | -               | -     | -              | -               | -       | -              | -               |
| PAID SINGLE COPIES          | -     | -              | -               | -     | -              | -               | -       | -              | -               |

## AUDIT ISSUE ANALYSIS

### FREE COPIES DESCRIPTION

**CONTROLLED:** Engineers, Managers and other individuals in the UK and the Republic of Ireland involved in Hydraulic, Pneumatic and Compressed Air Equipment and Services. Also to individuals in the UK and Republic of Ireland manufacturing and processing companies and public sector organisations.

### AGE OF REQUESTS - Controlled



## GEOGRAPHIC ANALYSIS

PRINT ■ DIGITAL ■

| REGION/AREA      | TOTAL |
|------------------|-------|
| United Kingdom   | 9,107 |
| East Anglia      | 545   |
| East Midlands    | 1,044 |
| London           | 111   |
| Midlands         | 1,619 |
| North West       | 924   |
| Northern         | 351   |
| South East       | 1,817 |
| South West       | 829   |
| Yorkshire        | 892   |
| Northern Ireland | 129   |
| Scotland         | 463   |
| Wales            | 383   |

9,107 individuals were analysed (100% of the audit issue)



## AVERAGE CIRCULATION ANALYSIS

















|                     | TOTAL  | UNITED KINGDOM | OTHER COUNTRIES |
|---------------------|--------|----------------|-----------------|
| AVERAGE CIRCULATION | 12,532 | 12,532         | -               |
| PRINT               | 4,000  | 4,000          | -               |
| DIGITAL             | 8,532  | 8,532          | -               |

## ISSUE VARIANCES

The following issue varied by 10% or more from the average circulation:

November 2022 by -27.33%

## ISSUE ANALYSIS

| ISSUE                 | DISTRIBUTED | TOTAL  | PRINT   | DIGITAL  |
|-----------------------|-------------|--------|---|--|
| January/February 2022 | 11/02/22    | 12,750 |  |  |
| March 2022            | 06/04/22    | 12,382 |  |  |
| May 2022              | 23/05/22    | 12,796 |  |  |
| June 2022             | 18/07/22    | 13,006 |  |  |
| July/August 2022      | 07/09/22    | 13,423 |  |  |
| September 2022        | 12/10/22    | 13,393 |  |  |
| October 2022          | 18/11/22    | 13,399 |  |  |
| November 2022         | 14/12/22    | 9,107  |  |   |